



LP-BTR Series

- *DC Blocked for Maximum Surge Protection*
- *Multi-Strike Capability*
- *Broadband Performance from 20MHz up to 1000MHz*
- *Exceptional RF Characteristics*
- *Solid Brass Construction for Durability and Long Life*
- *Universal Grounding Bracket for Flange or Bulkhead Installations*



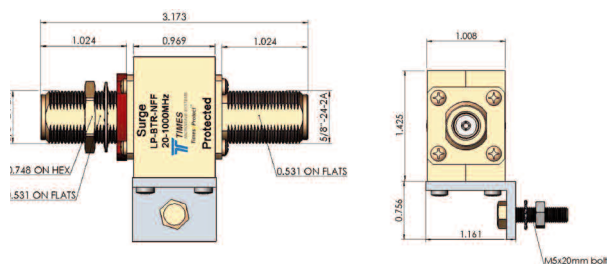
Lightning and Surge Protection for The 21st Century™

The **Times Protect™** LP-BTR high performance surge arrestor series addresses applications in the 20MHz-1000MHz spectrum. Our unique DC blocking technology employed in this design provides optimum isolation of the antenna port from the protected equipment port for maximum surge protection. LP-BTR surge protectors have exceptional RF performance and are constructed from the highest quality materials for unsurpassed durability and longevity. These units meet and surpass all applicable industry standards.

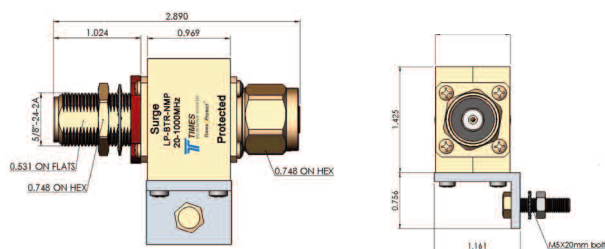
The LP-BTR product family is available with N connector configurations to satisfy various installation requirements.

LP-BTR Series:

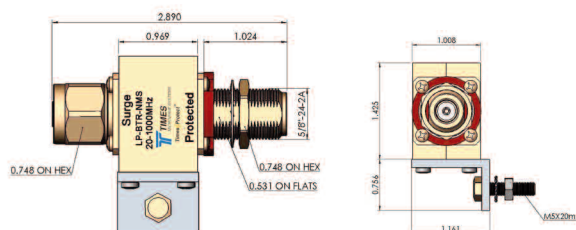
- LP-BTR-NFF
N Female connectors on surge and protected sides
- LP-BTR-NMP
N Male connector on protected side with N Female connector on surge side
- LP-BTR-NMS
N Male connector on surge side with N Female connector on protected side



- LP-BTR-NFF
20-1000MHz DC Blocked N Type F/F



- LP-BTR-NMP
20-1000MHz DC Blocked N Type M on Protected



- LP-BTR-NMS
20-1000MHz DC Blocked N Type M on Surge

*All dimensions shown in inches

Electrical Specifications

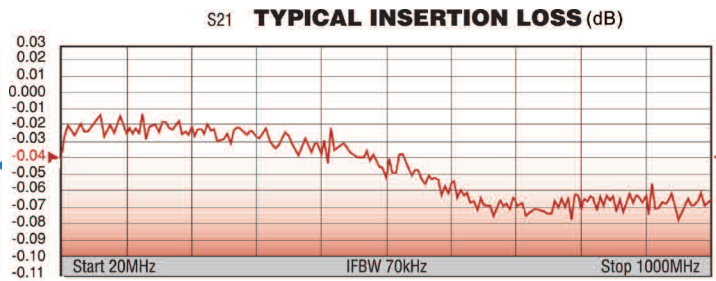
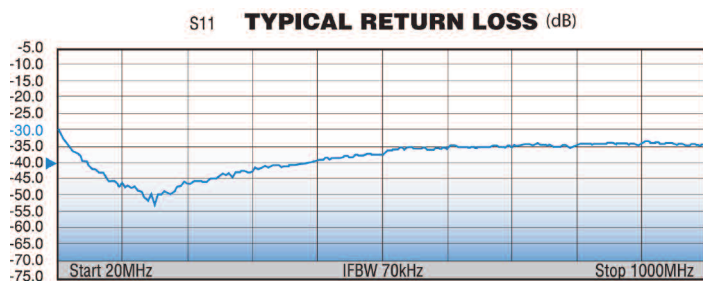
Impedance	50 Ω
Frequency Range	20-1000 MHz
VSWR/Return Loss	<1.1:1 / <-26dB
Insertion Loss	< 0.1dB
Impulse Discharge Current	10KA multiple (8x20μs wave-form)
Turn-on Voltage	600V ± 20%
Turn-on Time	2.5ns for 2kV/ns
Energy Throughput Rating	<200μJ (4kV/2kA 1.2x50/8x20μs wave-form)
Power Handling at Frequency	375W (20-220MHz) 125W (220-700MHz) 50W (700-1000MHz)
Protection Circuit	DC Blocked

Mechanical / Environmental Specifications

Temp Range Storage/Operating	-40°C - +85°C / -40°C - +50°C
Weatherization	Required for external use
Thermal Shock	US MIL-STD 202, Meth.107,Cond.B
Vibration	US MIL-STD 202, Meth.204,Cond.B
Shock	US MIL-STD 202, Meth.213,Cond.I
RoHS Compliant	Yes
Mating Life Cycle	> 500
Recommended Coupling Nut Torque	7 to 10 lb-in

Material Specifications

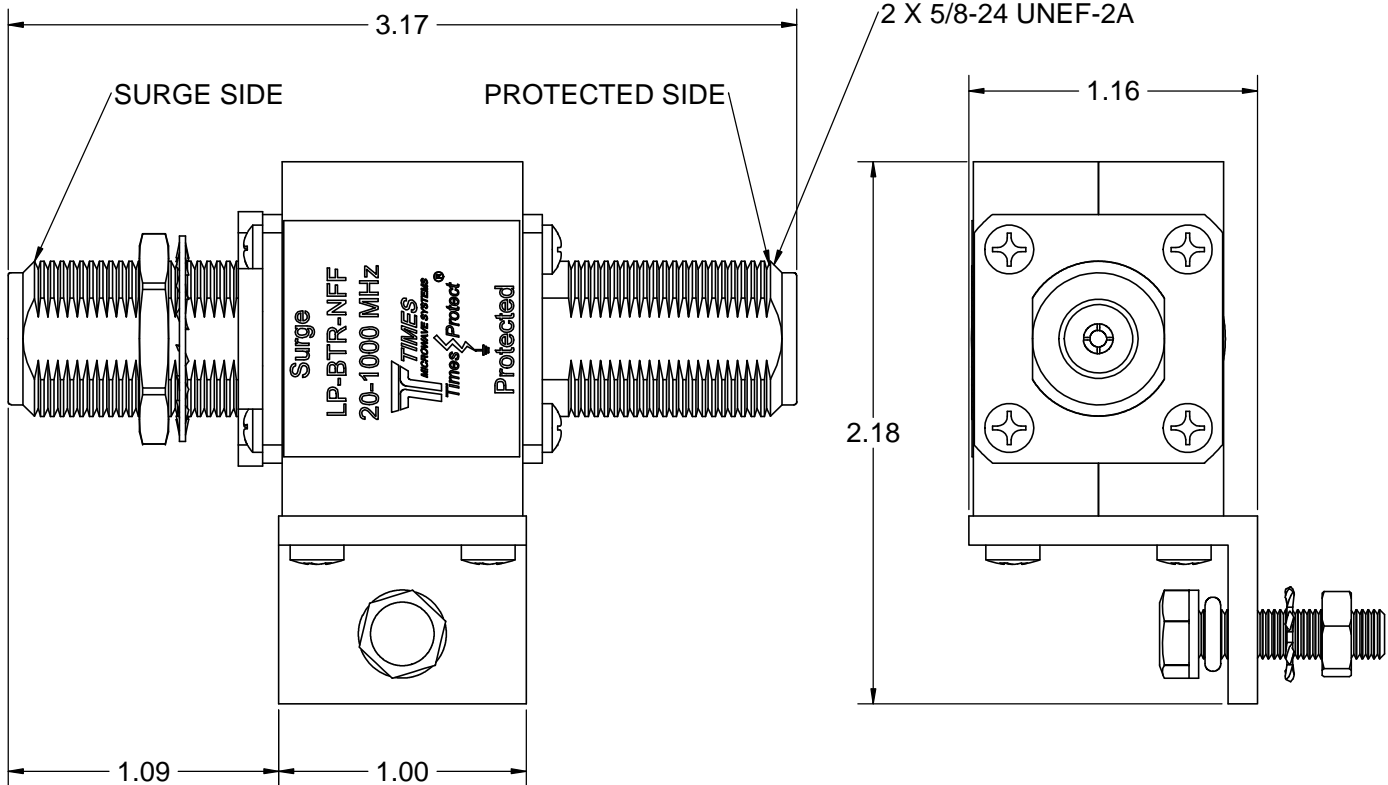
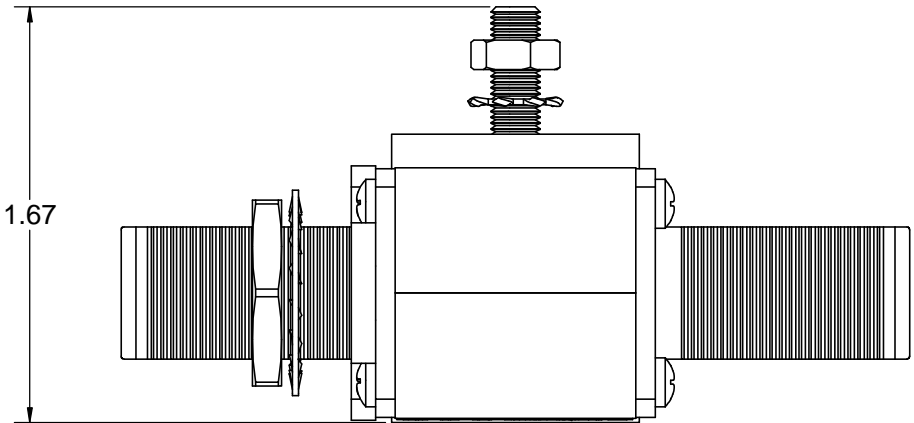

Component	Material	Plating
Body	Brass	White Bronze
Inner Conductor Male	Brass	Silver
Inner Conductor Female	Phosphor Bronze	Silver
Outer Conductor	Brass	White Bronze
Coupling Nut	Brass	White Bronze
Insulator	PTFE	--



World Headquarters: 358 Hall Avenue, Wallingford, CT 06492 • Tel: 203-949-8400, 1-800-867-2629 • Fax: 203-949-8423
International Sales: 4 School Brae, Dysart, Kirkcaldy, Fife, Scotland KY1 2XB UK • Tel: +44(0)1592655428
China Sales: No. 318 Yuan Shan Road, Shanghai 201108 China • Tel: 86-21-51761234 • Fax: 86-21-64424098
www.timesmicrowave.com

NOTICE OF PROPRIETARY RIGHTS
THIS DOCUMENT CONTAINS CONFIDENTIAL TECHNICAL DATA, INCLUDING TRADE SECRETS, PROPRIETARY TO TIMES MICROWAVE SYSTEMS. DISCLOSURE OF THIS DATA IS EXPRESSLY CONDITIONED UPON YOUR ASSENT THAT ITS USE IS LIMITED TO USE WITHIN YOUR COMPANY ONLY. ANY OTHER USE IS STRICTLY PROHIBITED WITHOUT THE PRIOR WRITTEN CONSENT OF TIMES MICROWAVE SYSTEMS.

REV.	REVISION DESCRIPTION	DFM	DATE	APPD	DATE
A	RELEASED FOR PRODUCTION	M.E.	03/14/21	M.E.	03/14/21



NOTES:

1. ELECTRICAL PERFORMANCE

IMPEDANCE: 50 OHMS
OPERATING FREQUENCY: 20-1000 MHz
VSWR/RETURN LOSS: < 1.1:1 / < -26 dB
INSERTION LOSS: < 0.1 dB
TURN ON VOLTAGE: 600 Vdc +/- 20%
TURN ON TIME: 2.5 ns for 2 kV/ns
MAX SURGE CURRENT: 10 kA MULTIPLE (8/20 us WAVE-FORM)
ENERGY THROUGHPUT RATING: < 200 uJ (4kV/2kA 1.2X50/8X20 us WAVE-FORM)
POWER HANDLING AT FREQUENCY: 375 W (20-220 MHz)
125 W (220-700 MHz)
50 W (700-1000 MHz)
PROTECTION CIRCUIT: DC BLOCKED

2. ENVIRONMENTAL CHARACTERISTICS

TEMPERATURE RANGE STORAGE/OPERATING: -40C TO +85C/-40C TO +50C
WEATHERIZATION: REQUIRED FOR EXTERNAL USE
VIBRATION: MIL-STD 202, METHOD 204, CONDITION B
RoHS COMPLIANT

3. MATERIAL AND FINISH

INNER CONNECTOR FEMALE: PHOSPHOR BRONZE, SILVER PLATE
BODY: BRASS, WHITE BRONZE PLATE
OUTER CONDUCTOR: BRASS, WHITE BRONZE PLATE
COUPLING NUT: BRASS, WHITE BRONZE PLATE
INSULATOR: PTFE

MATERIAL:



USED ON ASSY.

DRAFTSMAN	M.ELLIS	03/14/21
CHECKER	M.ELLIS	03/14/21
APPROVED	M.ELLIS	03/14/21

UNLESS OTHERWISE SPECIFIED	
ALL DIMENSIONS ARE IN INCHES	
MACHINED SURFACES FINISH 32 RMS MAX.	
REMOVE ALL BURRS .005 MAX. BREAK	
MACHINE CORNERS .005 MAX. FILLET R.	
TOLERANCES ON DECIMALS	
.XX ± .01	.XXX ± .005
ANGLES ± 1°	FRACTIONS ± 1/32
DO NOT SCALE DRAWING	

TIMES MICROWAVE SYSTEMS

TITLE: SURGE PROTECTOR
N FEMALE TO N FEMALE
20-1000 MHz

DWG. SIZE	C	DRWG. NO.	LP-BTR-NFF	REV.	A
CODE IDENT.	68999	SCALE:	2:1	SHEET 1 OF 1	