

CXL 3-2C

Sturdy, Unity-Gain, Omnidirectional Base Station Antenna for the International Aircraft Band

- CXL 3-2C is a sturdy, 0 dBd, vertically polarized, omnidirectional base station antenna for the 110 - 140 MHz civil aircraft band.
- CXL 3-2C is extremely broad-banded – and it is most suitable for use on control towers etc., where reliability is of the utmost importance.
- The antenna is provided with our “C” mast bracket, which is a universal, epoxy-coated mounting bracket made of non-corrosive aluminium.

DESCRIPTION

- The accompanying U-bolts and fittings are made of stainless steel.
- The antenna can be mounted on 27 to 65 mm dia. mast tubes, and it is possible to lead the cable either along the inside or on the outside of the mast tube.
- To substantially reduce noise caused by atmospherical discharges, all metal parts in the antenna are DC-grounded. Consequently, the antenna shows a DC-short across the coaxial cable.
- The broad-banded antenna element is completely enclosed in a glass fibre shroud, which will ensure performance undisturbed by corrosive environments.
- CXL 3-2C is constructed to ensure long dependable service in all climates.

ORDERING DESIGNATIONS

TYPE	PRODUCT NO.
CXL 3-2C	100000076

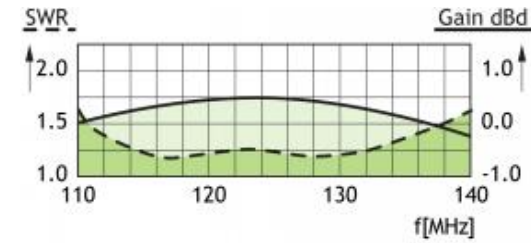


SPECIFICATIONS

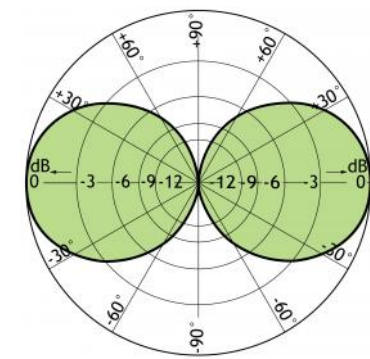
ELECTRICAL	
MODEL	CXL 3-2C
ANTENNA TYPE	Coaxial, broad-band dipole
FREQUENCY	110 - 140 MHz
IMPEDANCE	Nom. 50 Ω
RADIATION	Omnidirectional
POLARIZATION	Vertical
GAIN	2 dBi 0 dBd
BANDWIDTH	30 MHz
SWR	≤ 1.6
MAX. POWER	500 W
ANTISTATIC PROTECTION	All metal parts DC-grounded (Connector shows a DC-short)
HCM CODES	HCM000ND00, 040DE00

MECHANICAL	
TEMP. RANGE	−30° C → +70° C
CONNECTOR	N-female
WIND SURFACE	0.12 m²
WIND LOAD	152 N @ 160 km/h / 99 mph
MAX. WIND SPEED	200 km/h / 125 mph
COLOUR	White (RAL 9003)
MATERIALS	Radome : Polyurethane-coated glass fibre Mast clamp : Seawater resistant aluminium, epoxy-coated
TOTAL HEIGHT	Approx. 2.3 m
WEIGHT	Approx. 3.6 kg
MOUNTING	On 27 - 65 mm dia. mast tube

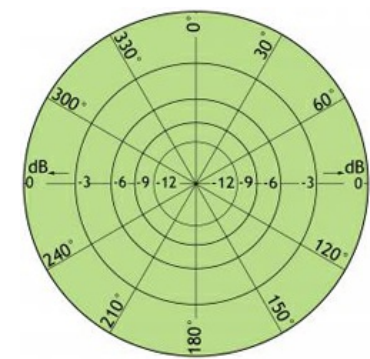
TYPICAL GAIN AND SWR CURVES



TYPICAL RADIATION PATTERN (E-PLANE)



TYPICAL RADIATION PATTERN (H-PLANE)



MULTI-PURPOSE MOUNTING BRACKET

