

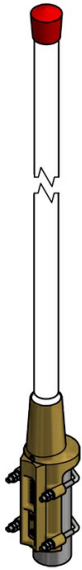
Sturdy, 8 dBd Gain Base Station Antenna for the 900 MHz Band

DESCRIPTION

- CXL 900-8C/... is a sturdy, 8 dBd, vertically polarized, omnidirectional base station antenna, which covers the 824 - 960 MHz band in 2 models.
- The antenna is provided with our “C” mast bracket, which is a universal, epoxy-coated mounting bracket made of non-corrosive aluminium. The accompanying U-bolts and fittings are made of stainless steel.
- The antenna can be mounted on 27 to 65 mm dia. mast tubes and it is possible to lead the cable either along the inside or on the outside of the mast tube.
- The phasing of the radiating elements is carefully adjusted to yield maximum gain in the horizontal plane, with the level of the sidelobes reduced to a minimum. Special emphasis has been laid on obtaining a large bandwidth both in relation to VSWR and gain.
- The broad-banded antenna element is completely enclosed in a glass fibre shroud, which will ensure performance undisturbed by corrosive environments.
- To substantially reduce noise caused by atmospherical discharges, all metal parts in the antenna are DC-grounded. Consequently, the antenna shows a DC-short across the coaxial cable.
- This antenna is constructed to ensure long dependable service in all climates.

ORDERING

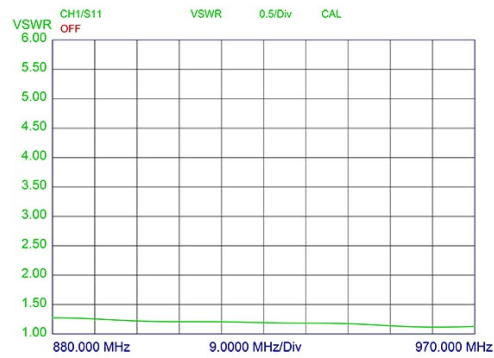
Model	Product No.	Frequency
CXL 900-8C/l	100000790	824 - 894 MHz
CXL 900-8C/h	100000757	890 - 960 MHz



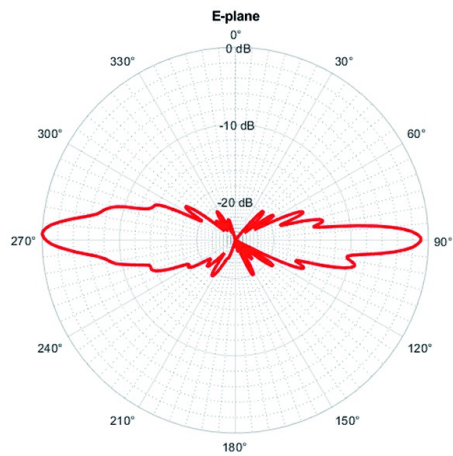
SPECIFICATIONS

Electrical	
Model	CXL 900-8C/...
Frequency	824 - 960 MHz (2 models)
Antenna Type	Collinear, broad-band
Max. Input Power	150 W
Omni Deviation	< ± 1 dB
Polarisation	Vertical
Pattern Type	Omnidirectional
3 dB Beamwidth, E-Plane	8°±1°
3 dB Beamwidth, H-Plane	Omnidirectional
Impedance	50 Ω
Gain	8 dBd (10.2 dBi)
VSWR	< 1.5:1
Bandwidth	70 MHz
Antistatic Protection	All metal parts DC-grounded (Connector shows a DC-short)
HCM Code(s)	HCM000ND00, 004DE40
Mechanical	
Connection(s)	N(f)
Materials	Radome : Polyurethane-coated glass fibre Mounting bracket : Seawater resistant aluminium, epoxy-coated
Colour	White (RAL 9003)
Wind Area	0.088 sq. m / 0.947 sq. ft (h-model)
Wind Load	125 N (160 km/h) (h-model)
Height	2445 mm / 96.26 in. (h-model)
Weight	3.5 kg / 7.72 lb. (h-model)
Mounting	On 27 - 65 mm / 1.06 - 2.56 in. dia. mast tube
Environmental	
Operating Temperature Range	-30°C to +70°
Survival Wind Speed	200 km/h (h-model)
Ingress Protection	IP56

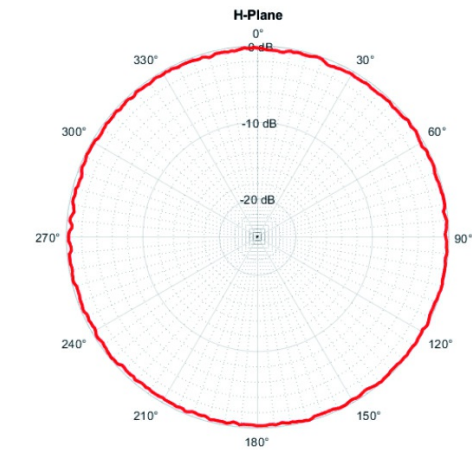
TYPICAL VSWR CURVE



TYPICAL RADIATION PATTERN (E-PLANE)



TYPICAL RADIATION PATTERN (H-PLANE)



MULTI-PURPOSE MOUNTING BRACKET

