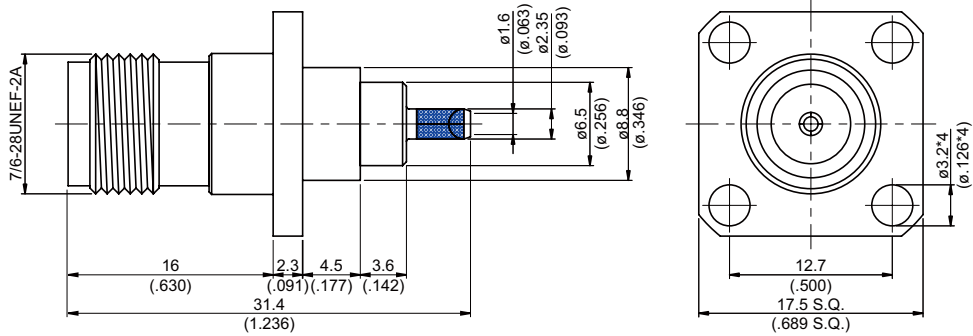
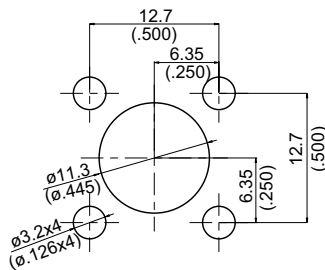


TNC8146-0316

TNC Jack Crimp For Panel Receptacle 50Ω



MOUNTING HOLE :



Parts	Material	Plating (Micro-inch)
Ferrule	Brass	Tin-Zinc-Copper-Alloy 100 Over Copper 50
Barrel	Brass	Tin-Zinc-Copper-Alloy 100 Over Copper 50
Insulator	Teflon	
Contact Pin	Phosphor Bronze	Gold 3 Over Nickel 50 Over Copper 50
Body	Brass	Tin-Zinc-Copper-Alloy 100 Over Copper 50

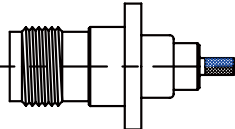



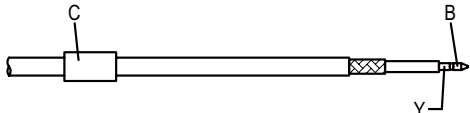
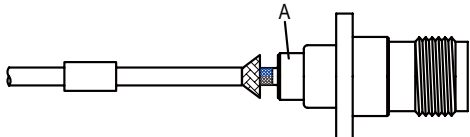
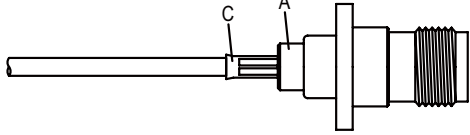
Weight: 12.79 g

Suitable Cables: RG174, RG188, RG316, RG316-E, RG316-FEP

This part number complies with RoHS.

Notice: JYEBAO reserves the right to make modifications deemed appropriate.

CABLE ASSEMBLY INSTRUCTION

TNC8146-0316	JYE BAO CO., LTD.			
TNC8146-0316	DATE	2014/04/29	REV	—
A	B	C		
				
BODY + GASKET + WASHER + HEX NUT	CONTACT PIN	FERRULE		
DIAGRAM	ASSEMBLY INSTRUCTION			
	<p>Step 1: STRIP AS SHOWN.</p>			
	<p>Step 2: SLIDE FERRULE " C " OVER CABLE. Step 3: PUT PIN " B " ON CENTER CONDUCTOR AND CRIMP IN " Y " (USE SQUARE 0.7mm/0.028inch SECTION OF INSERT-A IF CRIMPED)</p>			
	<p>Step 4: LOOSEN BRAIDING AND SLIDE CONNECTOR " A " IN PLACE</p>			
	<p>Step 5: SLIDE FERRULE " C " TOWARDS THE CONNECTOR " A " AND CRIMP. (USE 3.3mm/0.130inch HEX SECTION OF INSERT-A)</p>			

This part number complies with RoHS.

Notice: JYEBAO reserves the right to make modifications deemed appropriate.