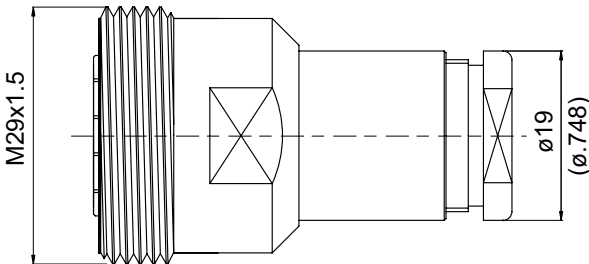


7/16-8200-0214	7/16 Jack Clamp	50Ω																														
																																
<table border="1"> <thead> <tr> <th>Parts</th><th>Material</th><th>Plating(Micro-inch)</th></tr> </thead> <tbody> <tr> <td>Nut</td><td>Brass</td><td>Tin-Zinc-Copper-Alloy 100 Over Copper 50</td></tr> <tr> <td>Washer</td><td>Brass</td><td>Tin-Zinc-Copper-Alloy 100 Over Copper 50</td></tr> <tr> <td>Contact Body</td><td>Brass</td><td>Tin-Zinc-Copper-Alloy 100 Over Copper 50</td></tr> <tr> <td>Body</td><td>Brass</td><td>Tin-Zinc-Copper-Alloy 100 Over Copper 50</td></tr> <tr> <td>Braid Clamp</td><td>Brass</td><td>Tin-Zinc-Copper-Alloy 100 Over Copper 50</td></tr> <tr> <td>Gasket</td><td>Silicon</td><td></td></tr> <tr> <td>Contact Pin</td><td>Brass</td><td>Silver 150 Over Copper 50</td></tr> <tr> <td>Insulator</td><td>Teflon</td><td></td></tr> <tr> <td>Contact Pin</td><td>Phosphor Bronze</td><td>Silver 150 Over Copper 50</td></tr> </tbody> </table>			Parts	Material	Plating(Micro-inch)	Nut	Brass	Tin-Zinc-Copper-Alloy 100 Over Copper 50	Washer	Brass	Tin-Zinc-Copper-Alloy 100 Over Copper 50	Contact Body	Brass	Tin-Zinc-Copper-Alloy 100 Over Copper 50	Body	Brass	Tin-Zinc-Copper-Alloy 100 Over Copper 50	Braid Clamp	Brass	Tin-Zinc-Copper-Alloy 100 Over Copper 50	Gasket	Silicon		Contact Pin	Brass	Silver 150 Over Copper 50	Insulator	Teflon		Contact Pin	Phosphor Bronze	Silver 150 Over Copper 50
Parts	Material	Plating(Micro-inch)																														
Nut	Brass	Tin-Zinc-Copper-Alloy 100 Over Copper 50																														
Washer	Brass	Tin-Zinc-Copper-Alloy 100 Over Copper 50																														
Contact Body	Brass	Tin-Zinc-Copper-Alloy 100 Over Copper 50																														
Body	Brass	Tin-Zinc-Copper-Alloy 100 Over Copper 50																														
Braid Clamp	Brass	Tin-Zinc-Copper-Alloy 100 Over Copper 50																														
Gasket	Silicon																															
Contact Pin	Brass	Silver 150 Over Copper 50																														
Insulator	Teflon																															
Contact Pin	Phosphor Bronze	Silver 150 Over Copper 50																														
Weight: 45.46 g Suitable Cables: RG214																																

This part number complies with RoHS.

Notice: JYBAO reserves the right to make modifications deemed appropriate.

CABLE ASSEMBLY INSTRUCTION

7/16-8200-0214

JYE BAO CO., LTD.

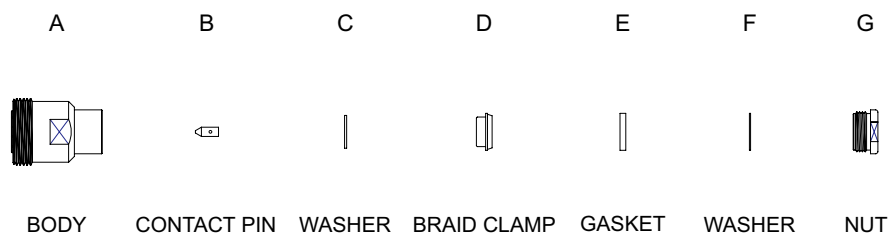





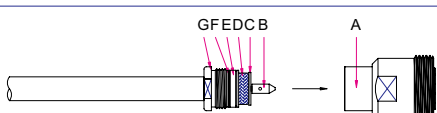


DIAGRAM	ASSEMBLY INSTRUCTION
	Step 1: STRIP AS SHOWN .
	Step 2: SLIDE BRAID CLAMP " D " , GASKET " E " , WASHER " F " AND NUT " G " OVER CABLE .
	Step 3: WRAP THE BRAIDING OVER " D " .
	Step 4: STRIP AS SHOWN .
	Step 5: SLIDE PREPARED CABLE INTO WASHER " C " . Step 6: PUT CONTACT PIN " B " ON CENTER CONDUCTOR AND SOLDER IN " Y " .
	Step 7: FINALLY SCREW " G " ON THE CONNECTOR BODY " A " .

This part number complies with RoHS.

Notice: JYEBAO reserves the right to make modifications deemed appropriate.