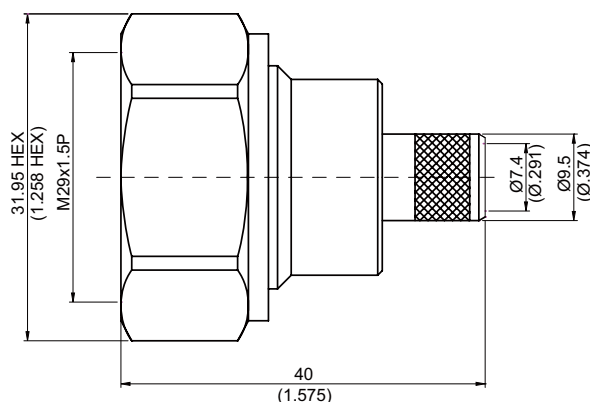


7/16-3100-0213

7/16 Plug Crimp

50Ω



NOTE: Comes with protective cap

Parts	Material	Plating(Micro-inch)
Ferrule	Brass	Tin-Zinc-Copper-Alloy 100 Over Copper 50
Gasket	Silicon	
Retainer Ring	Brass	Tin-Zinc-Copper-Alloy 100 Over Copper 50
Barrel	Brass	Tin-Zinc-Copper-Alloy 100 Over Copper 50
Small Pin	Brass	Gold 4 Over Nickel-Phosphorus Alloy 80 Over Copper 20
Contact Pin	Phosphor Bronze	Gold 4 Over Nickel-Phosphorus Alloy 80 Over Copper 20
Insulator	Teflon	
Body	Brass	Tin-Zinc-Copper-Alloy 100 Over Copper 50
Coupling Nut	Brass	Tin-Zinc-Copper-Alloy 100 Over Copper 50

Weight:

Suitable Cables: RG213

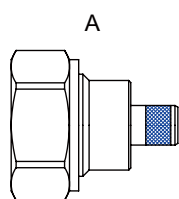
This part number complies with RoHS.

Notice: JYEBAO reserves the right to make modifications deemed appropriate.

CABLE ASSEMBLY INSTRUCTION

7/16-3100-0213

JYE BAO CO., LTD.



BODY



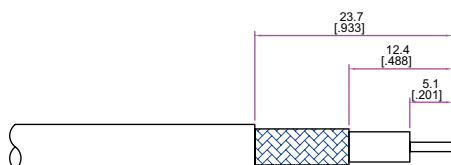
CONTACT PIN




FERRULE

DIAGRAM

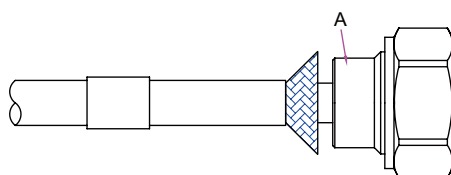
ASSEMBLY INSTRUCTION



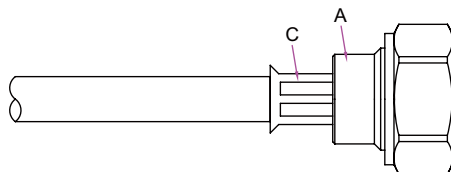
Step 1: STRIP AS SHOWN .



Step 2: SLIDE FERRULE " C " OVER CABLE.
Step 3: PUT PIN " B " ON CENTER CONDUCTOR AND SOLDER IN " Y " OR CRIMP USE INSERT 3.3 mm/.130 in HEX.



Step 4: LOOSEN BRAIDING AND SLIDE CONNECTOR " A " IN PLACE.



Step 5: SLIDE FERRULE " C " TOWARDS THE CONNECTOR " A " AND CRIMP USE INSERT 10.7 mm/.421 in HEX.

This part number complies with RoHS.

Notice: JYEBAO reserves the right to make modifications deemed appropriate.