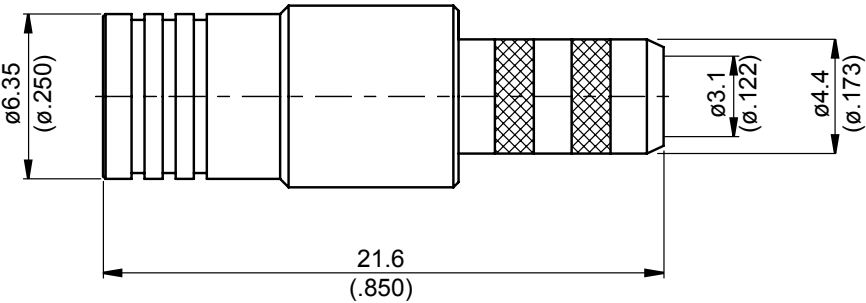


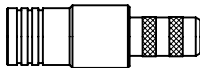




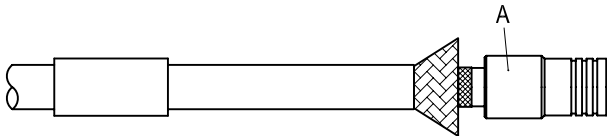

SMB3100-0058	SMB Plug Crimp	50Ω																		
																				
<table border="1"> <thead> <tr> <th>Parts</th> <th>Material</th> <th>Plating (Micro-inch)</th> </tr> </thead> <tbody> <tr> <td>Ferrule</td> <td>Brass</td> <td>Gold 5 Over Nickel 50 Over Copper 50</td> </tr> <tr> <td>Contact Pin</td> <td>Phosphor Bronze</td> <td>Gold 20 Over Nickel 50 Over Copper 50</td> </tr> <tr> <td>Retainer Ring</td> <td>Beryllium Copper</td> <td>Tin-Zinc-Copper-Alloy 100 Over Copper 50</td> </tr> <tr> <td>Insulator</td> <td>Teflon</td> <td></td> </tr> <tr> <td>Body</td> <td>Brass</td> <td>Gold 5 Over Nickel 50 Over Copper 50</td> </tr> </tbody> </table>	Parts	Material	Plating (Micro-inch)	Ferrule	Brass	Gold 5 Over Nickel 50 Over Copper 50	Contact Pin	Phosphor Bronze	Gold 20 Over Nickel 50 Over Copper 50	Retainer Ring	Beryllium Copper	Tin-Zinc-Copper-Alloy 100 Over Copper 50	Insulator	Teflon		Body	Brass	Gold 5 Over Nickel 50 Over Copper 50		
Parts	Material	Plating (Micro-inch)																		
Ferrule	Brass	Gold 5 Over Nickel 50 Over Copper 50																		
Contact Pin	Phosphor Bronze	Gold 20 Over Nickel 50 Over Copper 50																		
Retainer Ring	Beryllium Copper	Tin-Zinc-Copper-Alloy 100 Over Copper 50																		
Insulator	Teflon																			
Body	Brass	Gold 5 Over Nickel 50 Over Copper 50																		
Weight: 4.22 g Suitable Cables: RG58, JBY195																				

This part number complies with RoHS.

Notice: JYEBAO reserves the right to make modifications deemed appropriate.

# JYE BAO CO., LTD.

## CABLE ASSEMBLY INSTRUCTION

SMB3100-0058		DATE	2017/03/27	REV	—
A		B		C	
					
BODY		CONTACT PIN		FERRULE	
DIAGRAM			ASSEMBLY INSTRUCTION		
			Step 1: STRIP AS SHOWN.		
			Step 2: SLIDE FERRULE " C " OVER CABLE. Step 3: PUT PIN " B " ON CENTER CONDUCTOR AND SOLDER OR CRIMP IN " Y ". (USE SQUARE 0.98mm/0.039inch SECTION OF INSERT-B IF CRIMPED)		
			Step 4: LOOSEN BRAIDING AND SLIDE CONNECTOR " A " IN PLACE.		
			Step 5: SLIDE FERRULE " C " TOWARDS THE CONNECTOR " A " AND CRIMP. (USE 5.5mm/0.217inch HEX SECTION OF INSERT-B)		
This part number complies with RoHS. Notice: JYEBAO reserves the right to make modifications deemed appropriate.					
APPROVED		CHECKED		DRAWING	
				Albert	