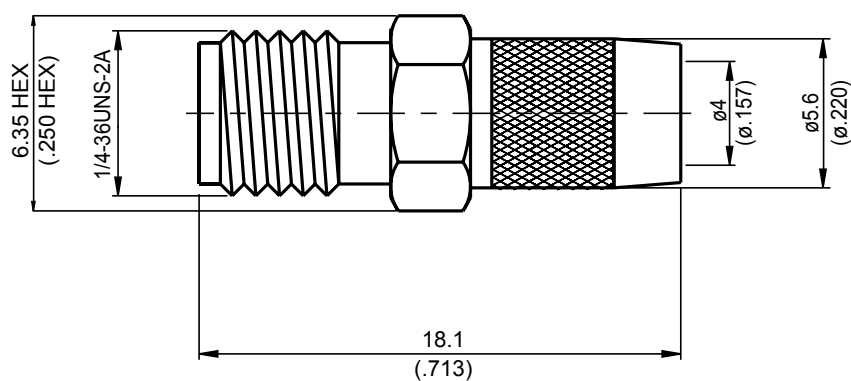


SMA9100-L240

SMA Reverse Polarity Jack Crimp 50Ω



Parts	Material	Plating(Micro-inch)
Ferrule	Brass	Gold 4 Over Nickel-Phosphorus Alloy 80 Over Copper 20
Contact Pin	Brass	Gold 4 Over Nickel-Phosphorus Alloy 80 Over Copper 20
Insulator	Teflon	
Body	Brass	Gold 4 Over Nickel-Phosphorus Alloy 80 Over Copper 20

Weight: 3.58 g

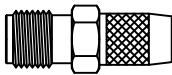



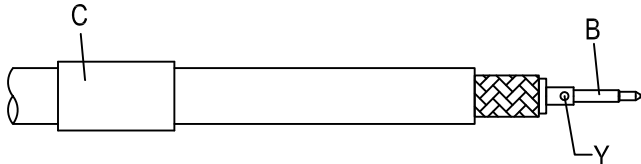


Suitable Cables: LMR240, JBY240

This part number complies with RoHS.

Notice: JYEBAO reserves the right to make modifications deemed appropriate.

JYE BAO CO., LTD.

CABLE ASSEMBLY RECOMMENDATION

SMA9100-L240		DATE	2020/04/15	REV	—
<div><div>A</div><div>B</div><div>C</div><div></div><div></div><div></div><div>BODYCONTACT PINFERRULE</div></div>					
DIAGRAM			ASSEMBLY INSTRUCTION		
			Step 1: STRIP AS SHOWN.		
			Step 2: SLIDE FERRULE " C " OVER CABLE. Step 3: PUT PIN " B " ON CENTER CONDUCTOR AND SOLDER IN " Y ".		
			Step 4: LOOSEN BRAIDING AND SLIDE CONNECTOR " A " IN PLACE.		
			Step 5: SLIDE FERRULE " C " TOWARDS THE CONNECTOR " A " AND CRIMP. (USE 6.5mm/0.256inch HEX SECTION OF INSERT-E)		
This part number complies with RoHS. Notice: JYEBAO reserves the right to make modifications deemed appropriate.					
APPROVED		CHECKED		DRAWING	
				Albert	