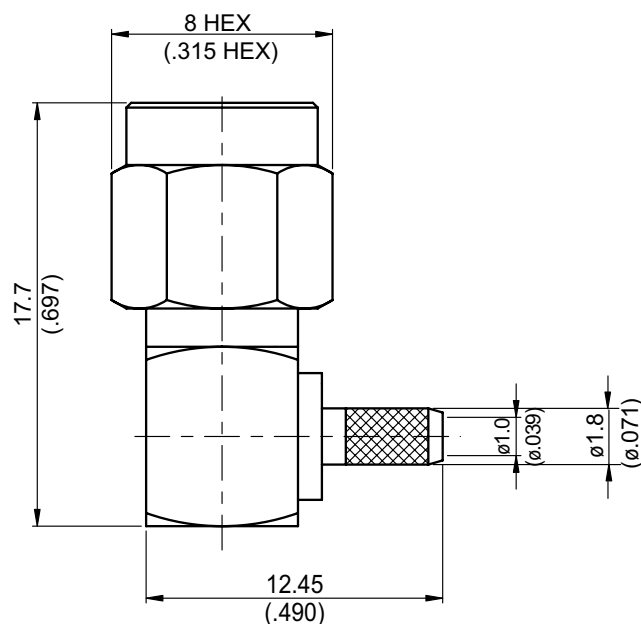


SMA3100-9178

SMA Plug Crimp Right Angle

50Ω



Parts	Material	Plating (Micro-inch)
Ferrule	Brass	Gold 5 Over Nickel 50 Over Copper 50
Cover	Brass	Gold 5 Over Nickel 50 Over Copper 50
Renbrock Ring	Beryllium Copper	Tin-Zinc-Copper-Alloy 100 Over Copper 50
Gasket	Silicon	
Contact Pin	Brass	Gold 20 Over Nickel 50 Over Copper 50
Insulator	Teflon	
Barrel	Brass	Gold 5 Over Nickel 50 Over Copper 50
Body	Brass	Gold 5 Over Nickel 50 Over Copper 50
Coupling Nut	Brass	Gold 5 Over Nickel 50 Over Copper 50

Weight: 4.8 g

Suitable Cables: RG178, RG196, RG178-FEP

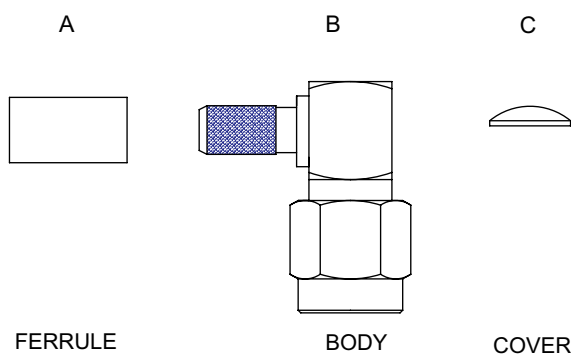
This part number complies with RoHS.

Notice: JYEBAO reserves the right to make modifications deemed appropriate.

CABLE ASSEMBLY INSTRUCTION

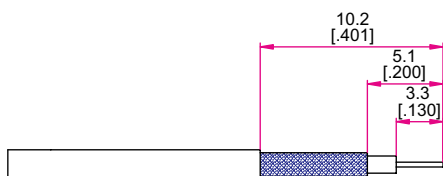
SMA3100-9178

JYE BAO CO., LTD.

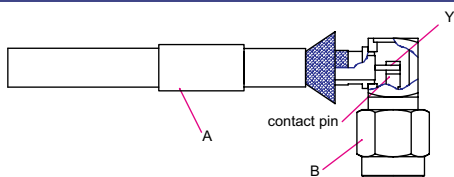


DIAGRAM

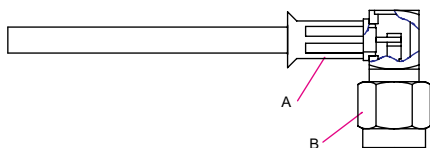
ASSEMBLY INSTRUCTION



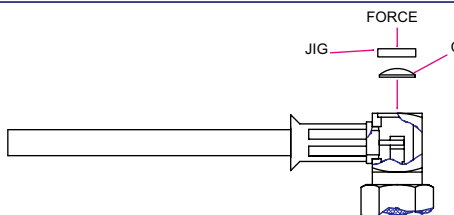
Step 1: STRIP AS SHOWN.



Step 2: SLIDE FERRULE "A" OVER CABLE.
Step 3: WRAP THE BRAIDING UPWARDS.
Step 4: SLIDE CENTER CONDUCTOR ON THE CONTACT PIN OF CONNECTOR "B", AND SOLDER IN "Y".



Step 5: SLIDE FERRULE "A" TOWARDS THE CONNECTOR "B" AND CRIMP.



Step 6: PRESS ON THE TOP OF "C" WITH JIGS AS SHOWN.

This part number complies with RoHS.

Notice: JYEBAO reserves the right to make modifications deemed appropriate.