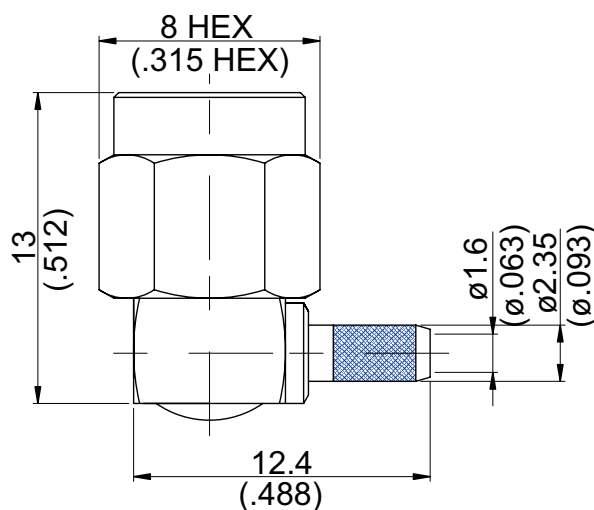


SMA3100C-9316

SMA Plug Crimp Right Angle

50Ω



Parts	Material	Plating (Micro-inch)
Cover	Brass	Gold 5 Over Nickel 50 Over Copper 50
Contact Pin	Brass	Gold 20 Over Nickel 50 Over Copper 50
Retainer Ring	Beryllium Copper	Tin-Zinc-Copper-Alloy 50 Over Copper 50
Gasket	Silicon	
Insulator	Teflon	
Body	Brass	Gold 5 Over Nickel 50 Over Copper 50
Coupling Nut	Brass	Gold 5 Over Nickel 50 Over Copper 50

Weight: 4.83 g

Suitable Cables: RG174, RG188, RG316, RG316-E, RG316-FEP, JBY 100

This part number complies with RoHS.

Notice: JYEBAO reserves the right to make modifications deemed appropriate.

CABLE ASSEMBLY INSTRUCTION

SMA3100C-9316

JYE BAO CO., LTD.

SMA3100C-9316

DATE

2014/04/29

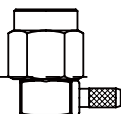
REV

—

A

B

C



BODY

COVER

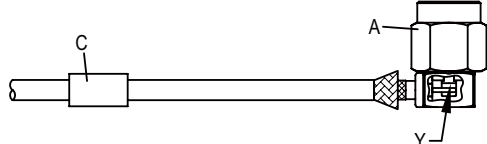
FERRULE

DIAGRAM


ASSEMBLY INSTRUCTION



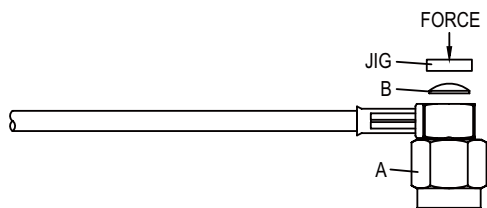
Step 1: STRIP AS SHOWN.



Step 2: SLIDE FERRULE "C" OVER CABLE.
Step 3: WRAP THE BRAIDING UPWARDS.
Step 4: SLIDE CENTER CONDUCTOR ON THE CONTACT PIN OF CONNECTOR "A" AND SOLDER IN "Y".



Step 5: SLIDE FERRULE "C" TOWARDS THE CONNECTOR "A" AND CRIMP.
(USE 3.3mm/0.130inch HEX SECTION OF INSERT-A)



Step 6: PRESS ON THE TOP OF "B" WITH JIGS.

This part number complies with RoHS.

Notice: JYEBAO reserves the right to make modifications deemed appropriate.