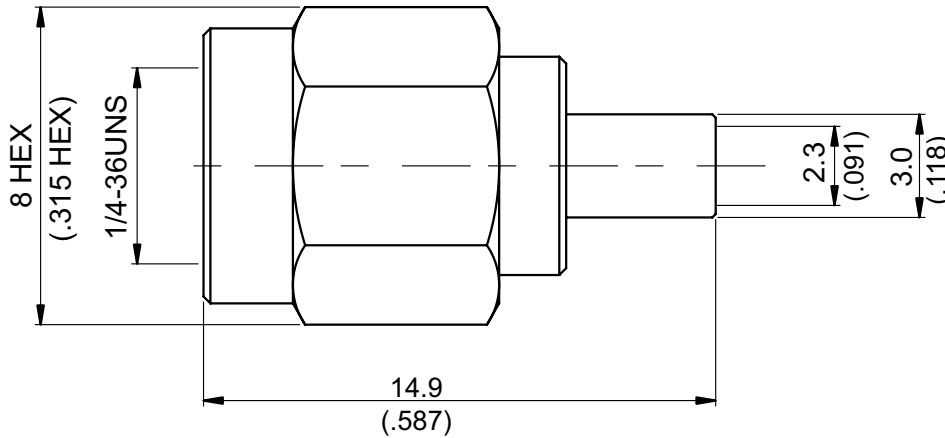


SMA3100A-0178

SMA Plug Crimp

50Ω



Parts	Material	Plating(Micro-inch)
Ferrule	Brass	Gold 5 Over Nickel 50 Over Copper 50
Contact Pin	Brass	Gold 20 Over Nickel 50 Over Copper 50
Ferrule	Brass	Gold 5 Over Nickel 50 Over Copper 50
Insulator	Teflon	
Renber Ring	Beryllium Copper	Tin-Zinc-Copper-Alloy 100 Over Copper 50
Gasket	Silicon	
Insulator	Teflon	
Body	Brass	Gold 5 Over Nickel 50 Over Copper 50
Coupling Nut	Brass	Gold 5 Over Nickel 50 Over Copper 50

Weight: 3.42 g

Suitable Cables: RG178, RG196, RG178-FEP

This part number complies with RoHS.

Notice: JYEBAO reserves the right to make modifications deemed appropriate.

CABLE ASSEMBLY INSTRUCTION

SMA3100A-0178

JYE BAO CO., LTD.

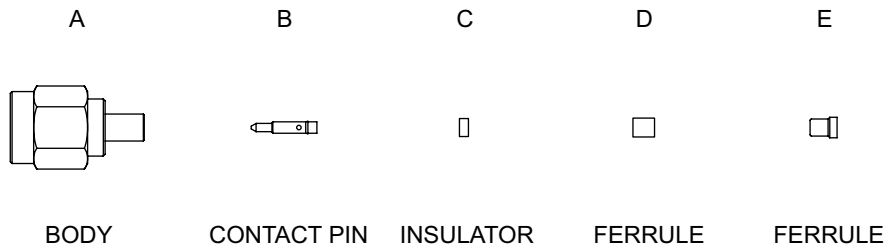

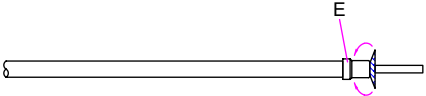

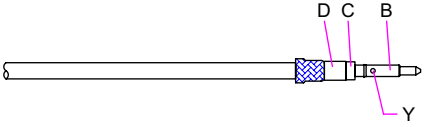



DIAGRAM	ASSEMBLY INSTRUCTION
	Step 1: STRIP AS SHOWN.
	Step 2: SLIDE FERRULE " E " OVER CABLE. Step 3: WRAP THE BRAIDING OVER " E ". Step 4: USE DIAGONAL PLIERS CUT AWAY ANY EXCESS BRAIDING OF THE FERRULE.
	Step 5: STRIP AS SHOWN.
	Step 6: SLIDE PREPARED CABLE INTO FERRULE " D " AND INSULATOR " C ". Step 7: PUT CONTACT PIN " B " ON CENTER CONDUCTOR AND SOLDER IN " Y ".
	Step 8: PUT PREPARED CABLE INTO CONNECTOR BODY " A " AND CRIMP IN " X ".

This part number complies with RoHS.

Notice: JYEBAO reserves the right to make modifications deemed appropriate.