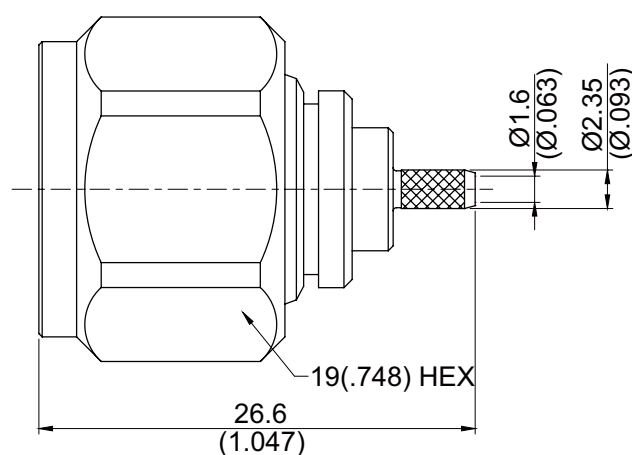


N3100BA-0316

N Plug Crimp

50Ω



Parts	Material	Plating (Micro-inch)
Ferrule	Copper	Tin-Zinc-Copper-Alloy 100 Over Copper 50
Contact Pin	Brass	Gold 4 Over Nickel Phosphorous Alloy 80 Over Copper 20
Gasket	Silicon	
Contact Pin	Phosphor Bronze	Gold 4 Over Nickel Phosphorous Alloy 80 Over Copper 20
Insulator	Teflon	
Body	Brass	Tin-Zinc-Copper-Alloy 100 Over Copper 50
Coupling Nut	Brass	Tin-Zinc-Copper-Alloy 100 Over Copper 50

Weight:

Suitable Cables:RG174, RG188, RG316, RG316-FEP, RG316-LSFH

This part number complies with RoHS.

Notice: JYEBAO reserves the right to make modifications deemed appropriate.

CABLE ASSEMBLY INSTRUCTION

N3100BA-0316

JYE BAO CO., LTD.

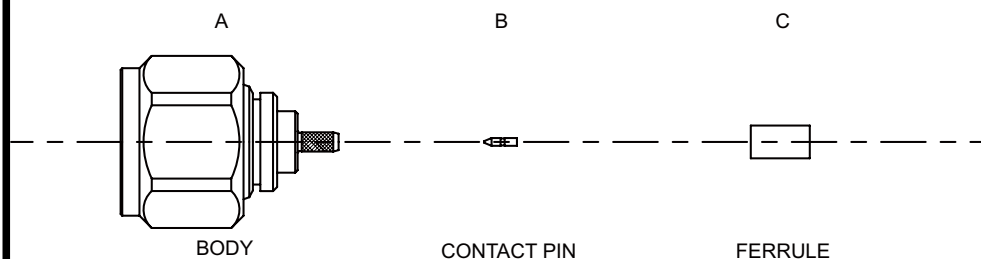
N3100BA-0316

DATE

2014/04/29

REV

—

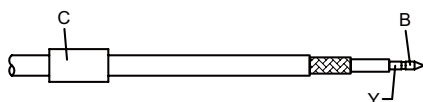


DIAGRAM

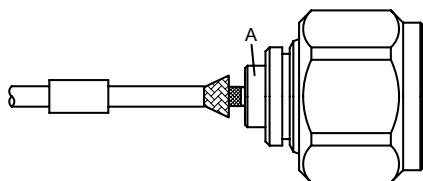
ASSEMBLY INSTRUCTION



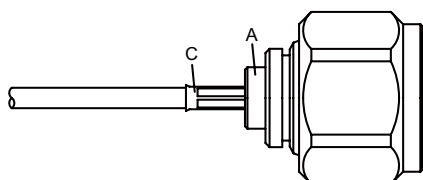
Step 1: STRIP AS SHOWN.



Step 2: SLIDE FERRULE " C " OVER CABLE.
Step 3: PUT PIN " B " ON CENTER CONDUCTOR AND CRIMP IN " Y ".
(USE SQUARE 0.7mm/0.028inch SECTION OF INSERT-A IF CRIMPED)



Step 4: LOOSEN BRAIDING AND SLIDE CONNECTOR " A " IN PLACE.



Step 5: SLIDE FERRULE " C " TOWARDS THE CONNECTOR " A " AND CRIMP.
(USE 3.3mm/0.130inch HEX SECTION OF INSERT-A)

This part number complies with RoHS.

Notice: JYEBAO reserves the right to make modifications deemed appropriate.