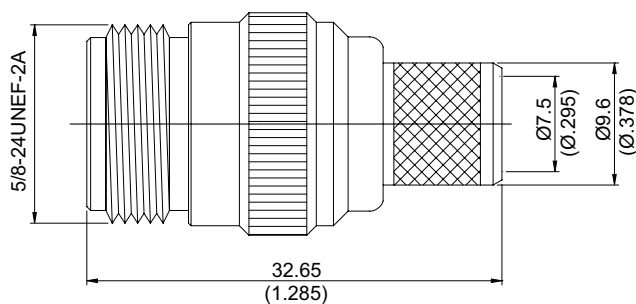


N81EZ-L400

N Jack Crimp

50Ω



Note : Spring finger design allows for easy assembly

Parts	Material	Plating (Micro-inch)
Ferrule	Brass	Tin-Zinc-Copper-Alloy 100 Over Copper 50
Contact Pin	Phosphor Bronze	Gold 5 Over Nickel 50 Over Copper 50
Barrel	Brass	Tin-Zinc-Copper-Alloy 100 Over Copper 50
Insulator	Teflon	
Body	Brass	Tin-Zinc-Copper-Alloy 100 Over Copper 50

Weight:

Suitable Cables: JBY400, LMR400

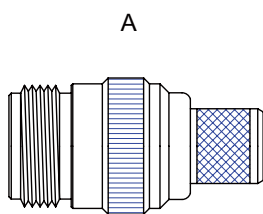
This part number complies with RoHS.

Notice: JYEBAO reserves the right to make modifications deemed appropriate.

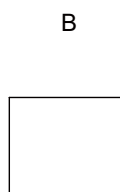
CABLE ASSEMBLY INSTRUCTION

N81EZ-L400

JYE BAO CO., LTD.



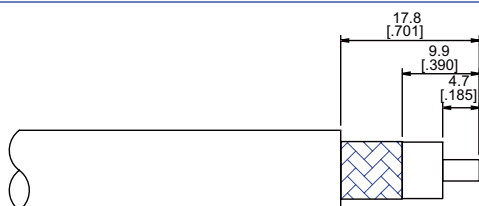
BODY



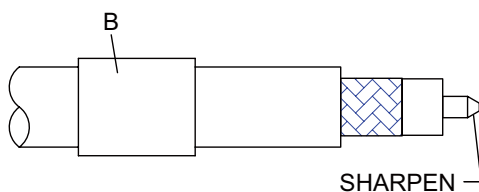
FERRULE

DIAGRAM

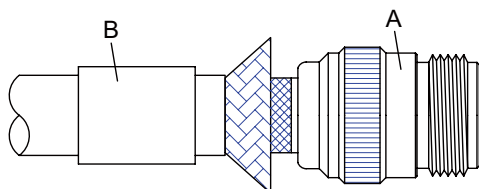
ASSEMBLY INSTRUCTION



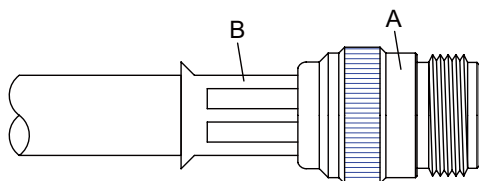
Step 1: STRIP AS SHOWN .



Step 2: SHARPEN CENTER CONDUCTOR TIP.
Step 3: SLIDE FERRULE " B " OVER CABLE.



Step 4: LOOSEN BRAIDING AND SLIDE CONNECTOR " A " IN PLACE.



Step 5: SLIDE FERRULE " B " TOWARDS THE CONNECTOR " A " AND CRIMP.

This part number complies with RoHS.

Notice: JYEBAO reserves the right to make modifications deemed appropriate.