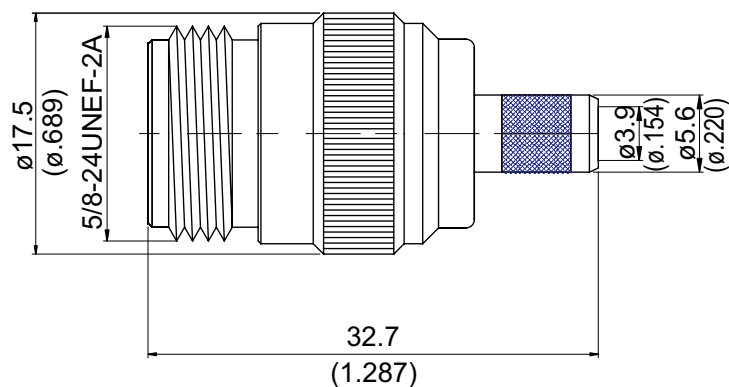


N8100B-L240

N Jack Crimp

50Ω



| Parts | Material | Plating(Micro-inch) |
|-------------|-----------------|--|
| Ferrule | Brass | Tin-Zinc-Copper-Alloy 100 Over Copper 50 |
| Contact Pin | Phosphor Bronze | Gold 5 Over Nickel 50 Over Copper 50 |
| Barrel | Brass | Tin-Zinc-Copper-Alloy 100 Over Copper 50 |
| Insulator | Teflon | |
| Body | Brass | Tin-Zinc-Copper-Alloy 100 Over Copper 50 |

Weight: 32.63 g

Suitable Cables: LMR240, JBY240

This part number complies with RoHS.

Notice: JYEBAO reserves the right to make modifications deemed appropriate.

CABLE ASSEMBLY INSTRUCTION

N8100B-L240

JYE BAO CO., LTD.

N8100B-L240

DATE

2014/04/29

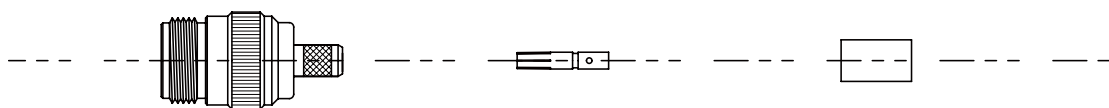
REV

—

A

B

C



BODY

CONTACT PIN


FERRULE

DIAGRAM

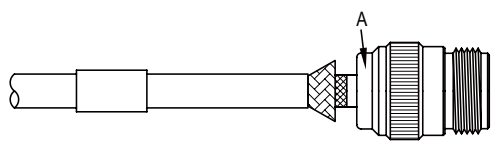
ASSEMBLY INSTRUCTION



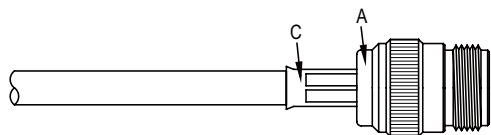
Step 1: STRIP AS SHOWN.



Step 2: SLIDE FERRULE " C " OVER CABLE.
Step 3: PUT PIN " B " ON CENTER CONDUCTOR AND SOLDER OR CRIMP IN " Y ".
(USE SQUARE 2.4mm/0.094inch SECTION OF INSERT-E IF CRIMPED)



Step 4: LOOSEN BRAIDING AND SLIDE CONNECTOR " A " IN PLACE.



Step 5: SLIDE FERRULE " C " TOWARDS THE CONNECTOR " A " AND CRIMP.
(USE 6.5mm/0.256inch HEX SECTION OF INSERT-E)

This part number complies with RoHS.

Notice: JYEBAO reserves the right to make modifications deemed appropriate.