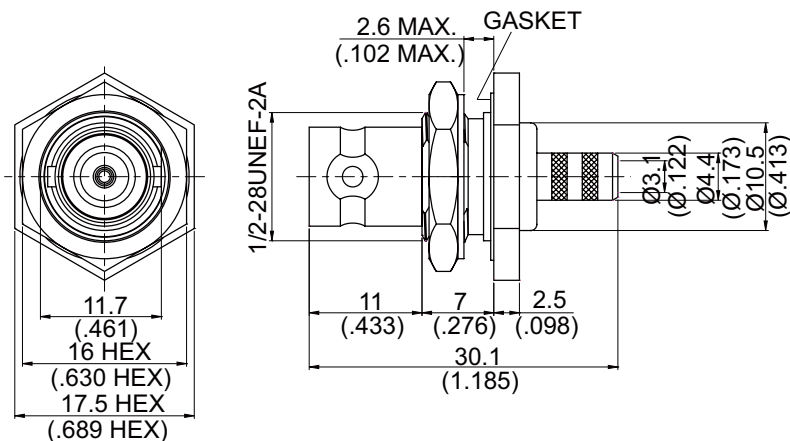
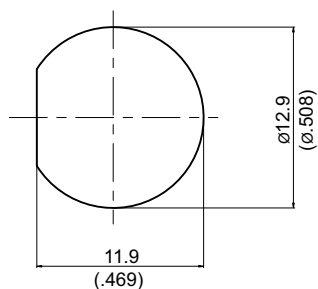


BNC8105-0058

BNC Jack Crimp For Bulkhead 50Ω



MOUNTING HOLE :



| Parts | Material | Plating (Micro-inch) |
|-------------|-----------------|--|
| Ferrule | Brass | Tin-Zinc-Copper-Alloy 100 Over Copper 50 |
| Contact Pin | Phosphor Bronze | Gold 3 Over Nickel 50 Over Copper 50 |
| Hex Nut | Brass | Tin-Zinc-Copper-Alloy 100 Over Copper 50 |
| Washer | Brass | Tin-Zinc-Copper-Alloy 100 Over Copper 50 |
| Gasket | Silicone | |
| Barrel | Brass | Tin-Zinc-Copper-Alloy 100 Over Copper 50 |
| Insulator | Teflon | |
| Body | Brass | Tin-Zinc-Copper-Alloy 100 Over Copper 50 |

Weight: 15.62 g

Suitable Cables: RG58, JBY195

This part number complies with RoHS.

Notice: JYEBAO reserves the right to make modifications deemed appropriate.

CABLE ASSEMBLY INSTRUCTION

BNC8105-0058


JYE BAO CO., LTD.

A



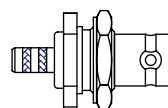
FERRULE

B



CONTACT PIN

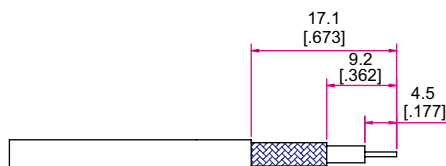
C



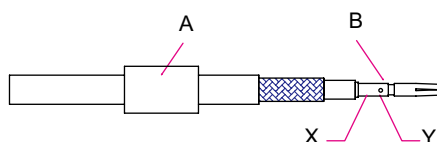
BODY + WASHER +
HEX NUT + GASKET

DIAGRAM

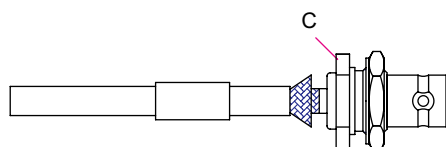
ASSEMBLY INSTRUCTION



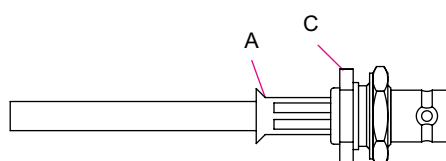
Step 1: STRIP AS SHOWN.



Step 2: SLIDE FERRULE "A" OVER CABLE.
Step 3: PUT PIN "B" ON CENTER CONDUCTOR AND
SOLDER IN "Y" OR CRIMP IN "X".



Step 4: LOOSEN BRAIDING AND SLIDE CONNECTOR
"C" IN PLACE.



Step 5: SLIDE FERRULE "A" TOWARDS THE
CONNECTOR AND CRIMP.

This part number complies with RoHS.

Notice: JYEBAO reserves the right to make modifications deemed appropriate.