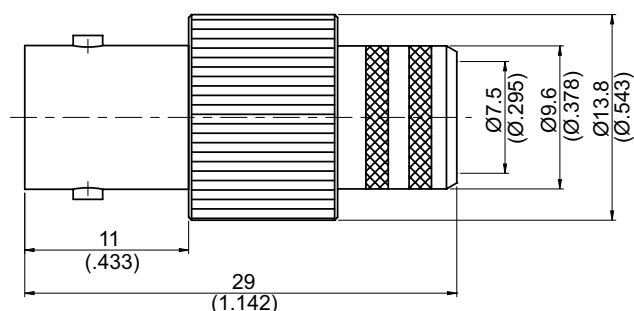


BNC81EZ-L400

BNC Jack Crimp

50Ω



NOTE : Spring finger design, easy assembly

Parts	Material	Plating(Micro-inch)
Ferrule	Brass	Tin-Zinc-Copper-Alloy 100 Over Copper 50
Contact Pin	Phosphor Bronze	Gold 3 Over Nickel 50 Over Copper 50
Barrel	Brass	Tin-Zinc-Copper-Alloy 100 Over Copper 50
Insulator	Teflon	
Body	Brass	Tin-Zinc-Copper-Alloy 100 Over Copper 50

Weight: 16.73 g

Suitable Cables: JBY400, LMR400

This part number complies with RoHS.

Notice: JYEBAO reserves the right to make modifications deemed appropriate.

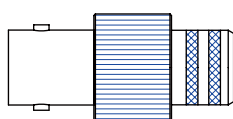
## CABLE ASSEMBLY INSTRUCTION

BNC81EZ-L400

JYE BAO CO., LTD.  
TAIPEI TAIWAN R.O.C

A

B

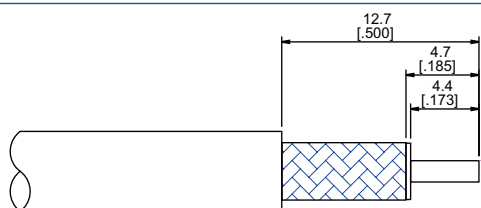


BODY

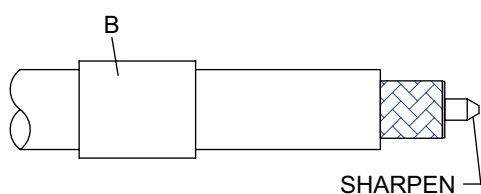
FERRULE

DIAGRAM

ASSEMBLY INSTRUCTION

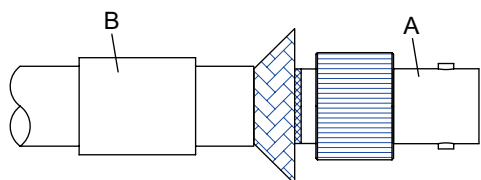


Step 1: STRIP AS SHOWN .

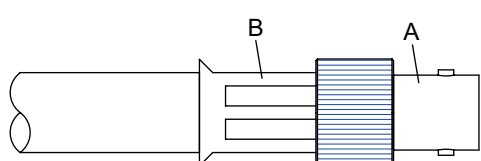


Step 2: SHARPEN CENTER CONDUCTOR TIP.  
Step 3: SLIDE FERRULE " B " OVER CABLE.

NOTE: THE STRIPPED CABLE AND POINTED CENTER CONDUCTOR MUST BE STRAIGHT (180°).



Step 4: LOOSEN BRAIDING AND SLIDE CONNECTOR " A " IN PLACE.



Step 5: SLIDE FERRULE " B " TOWARDS THE CONNECTOR " A " AND CRIMP.

This part number complies with RoHS.

Notice: JYEBAO reserves the right to make modifications deemed appropriate.