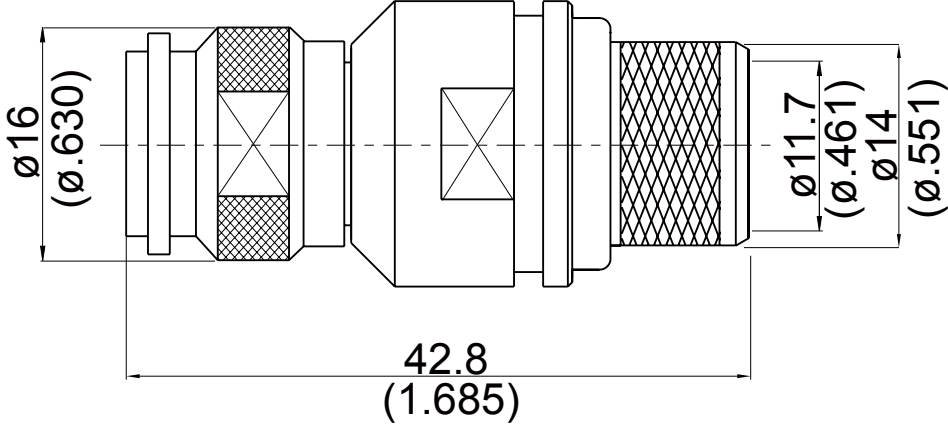


TNC3100-L600	TNC Plug Crimp	50Ω
		
Parts	Material	Plating(Micro-inch)
Ferrule	Brass	Tin-Zinc-Copper-Alloy 100 Over Copper 50
Barrel	Brass	Tin-Zinc-Copper-Alloy 100 Over Copper 50
Retainer Ring	Brass	Tin-Zinc-Copper-Alloy 100 Over Copper 50
Gasket	Silicon	
Contact Pin	Brass	Gold 3 Over Nickel 50 Over Copper 50
Insulator	Teflon	
Body	Brass	Tin-Zinc-Copper-Alloy 100 Over Copper 50
Coupling Nut	Brass	Tin-Zinc-Copper-Alloy 100 Over Copper 50
Weight: 47 g Suitable Cables: LMR600, JBY600		

This part number complies with RoHS.

Notice: JYEBAO reserves the right to make modifications deemed appropriate.

## CABLE ASSEMBLY INSTRUCTION

TNC3100-L600

**JYE BAO CO., LTD.  
TAIPEI TAIWAN R.O.C**

TNC3100-L600

DATE

2014/04/29

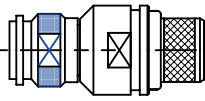
REV

—

A

B

C




BODY

CONTACT PIN

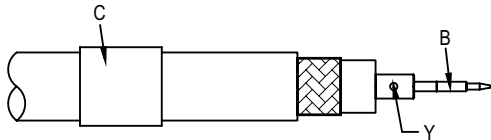
FERRULE

DIAGRAM

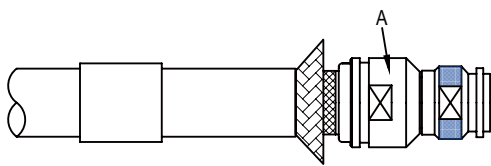
ASSEMBLY INSTRUCTION



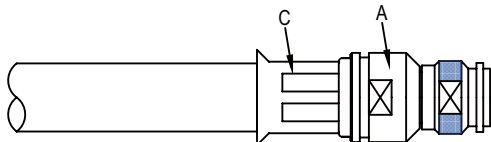
Step 1: STRIP AS SHOWN.  
Step 2: SHARPEN CENTER CONDUCTOR TIP.



Step 3: SLIDE FERRULE " C " OVER CABLE.  
Step 4: PUT PIN " B " ON CENTER CONDUCTOR AND SOLDER IN " Y ".



Step 5: LOOSEN BRAIDING AND SLIDE CONNECTOR " A " IN PLACE.



Step 6: SLIDE FERRULE " C " TOWARDS THE CONNECTOR " A " AND CRIMP.  
(USE 15.5mm/0.610inch HEX SECTION OF INSERT-F)

**This part number complies with RoHS.**

**Notice: JYEBAO reserves the right to make modifications deemed appropriate.**