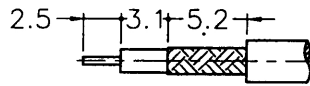
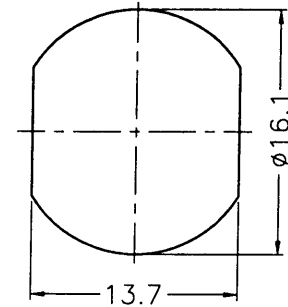



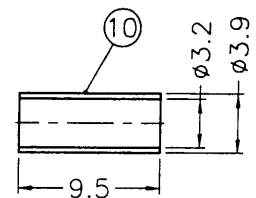
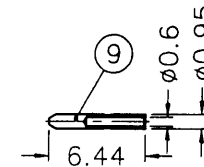
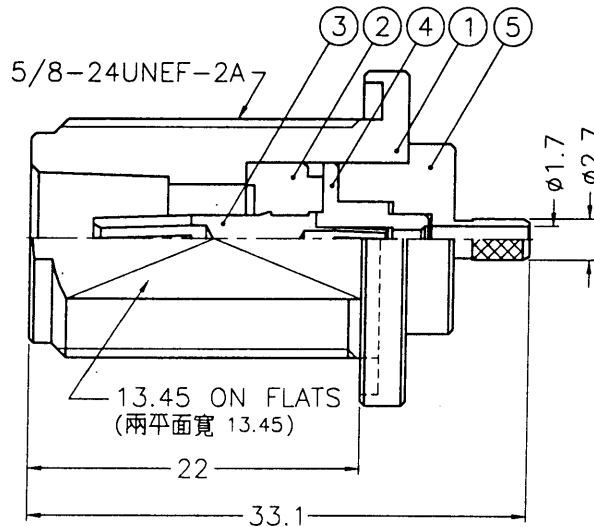
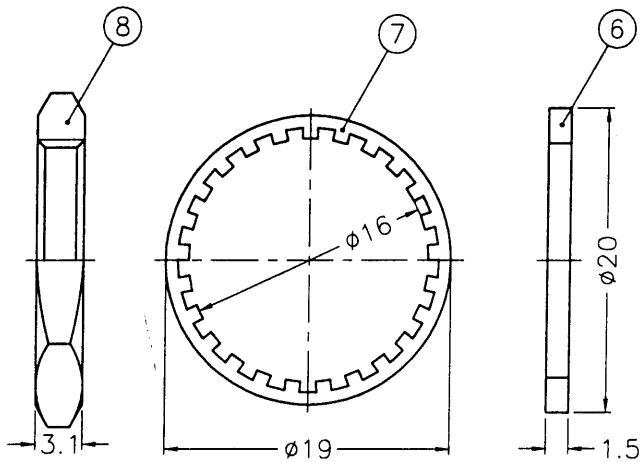
REVISIONS		
ISS	ZONE	DESCRIPTION\PER REQUEST\DATE



RECOMMENDED
CABLE STRIPPING DIM'S
(建議剝線尺寸)



RECOMMENDED
MOUNTING HOLE
(建議架設孔)



NOTES: FINISH (PLATING THICKNESS IN MICRO-INCHES)

1. BRASS PER QQ-B-626
2. BRASS PER QQ-B-613
3. NICKEL PL. 100 MIN. THICK OVER COPPER STRIKE
4. BERYLLIUM COPPER PER QQ-C-530
5. GOLD PL. 3 MIN. THICK OVER NICKEL PL. 100 MIN. THICK OVER COPPER STRIKE
6. TEFLON MIL-P-19468

SALES

1. CRIMPED FERRULE
HEX. CRIMP SIZE .128"
2. CONTACT PIN TO SOLDER OR
SQ. CRIMP SIZE 0.7(mm)
3. MAX. PANEL THICKNESS=6.5mm
4. VSWR:1.2 Max. TO DC 5 GHz.
(駐波比:在 5 GHz 以內須低於 1.2)

NO.	DESCRIPTION	MATERIAL	FINISH	Q'TY	DRAWING NO.
10	FERRULE	COPPER	NOTE 3	1	FR-39/32X95C
9	CONTACT PIN	NOTE 1	NOTE 5	1	82-11901
8	HEX NUT	NOTE 1	NOTE 3	1	HN19-5/8-24X31
7	LOCK WASHER	NOTE 2	NOTE 3	1	LW-19/16X06
6	GASKET	SILICONE	RED	1	GS-20/16X15
5	BARREL	NOTE 1	NOTE 3	1	82-11898
4	INSULATOR	NOTE 6	NATURAL	1	82-11899
3	CONTACT PIN	NOTE 4	NOTE 5	1	82-11897
2	INSULATOR	NOTE 6	NATURAL	1	82-11896
1	BODY	NOTE 1	NOTE 3	1	BD03AAR03A

DIMENSIONS ARE IN MILLIMETERS				PART NO.	
UNLESS OTHERWISE SPECIFIED TOLERANCES 0.5-6 = ±0.2 6-30 = ±0.4 30-120 = ±0.6 120-315 = ±1 315-1000 = ±1.6 1000-2000 = ±2.4				APPROVED	DATE
				CHECKED	DATE
				DRAWN	DATE
				FILE NO.	F:\DWG\N\6421G1\007\50\NT3G

Amphenol	
Danbury,CT,USA-Tainan,Taiwan-Shenzhen,China	
TITLE	N BULKHEAD CRIMP JACK (FOR RG-174/U,188A/U,316/U)
DRAWING NO.	N6421G1-007-NT3G-50
ITEM NO.	036421ABB36NA5F